

COMPREHENSIVE EVALUATION FOR HIP REPLACEMENT SURGERY

Hip is an important joint of human body, considered vital for overall movement. During childhood, problem with our hips starts with childhood diseases like infection, dysplastic hips, transient synovitis, and perthes disease. Nowadays, infection of hip during childhood has become negligible. There are conditions like Transient synovitis where a child complains of occasional hip pain and difficulty in walking which usually subside by taking rest and medication while Dysplastic hips requires attention and needs to be evaluated to prevent further progression of the disease.

Trauma in Adolescents, Adults and in Old Age

With increase in high energy injuries like RTA, fractures around the hip have become more common, where patients can be treated well in a promising way. With the advent of the new implants, minimally invasive surgeries are done with minimal scar, fast recovery as well as rehabilitation and good functional outcome.

In old age, fractures are more common seen around hip due to trivial fall. Replacements are done like



Climbing Stairs after Replacement

Intracapsular, where the replacements can be partial or total. In Extracapsular, experts tend to fix it taking into consideration of the bone stock & quality. The team of specialists, who have more experience and expertise mobilize the fractured hip geriatric patients specially to prevent complications such as bad sores, chest infections, deep vein thrombosis, paralytic ileus (decreased bowel mobility) and painful toilet care. Surgery is performed taking overall condition of the patient into account.

Total Hip Replacement



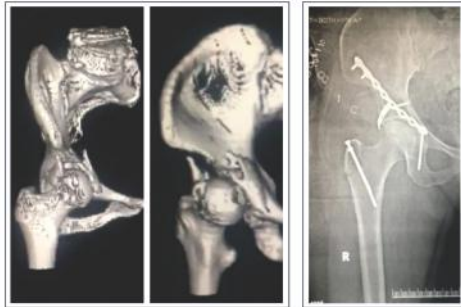
Before

After

Before

After

Acetabular Fracture Fixation



Before

After

Hip Fracture Fixation with Nail



Before

After

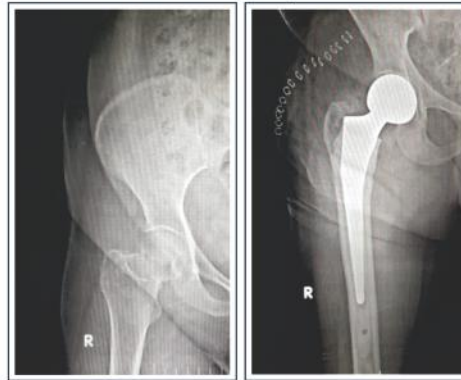
Key Hole Surgery for Hip

Arthroscopy is a surgical procedure that allows to diagnose and treat problems inside a joint.

FAI

It is a disorder where bone spurs (bone overgrowth)

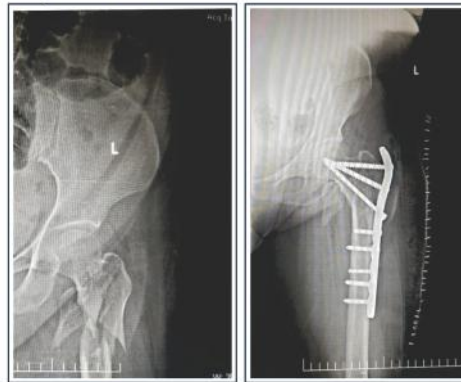
Partial / Hemi Replacement



Before

After

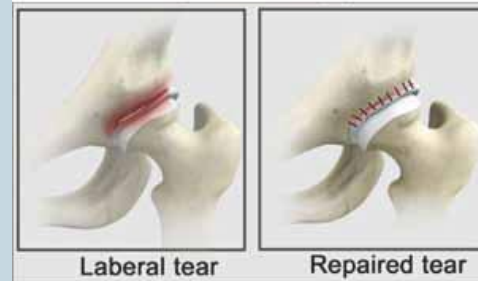
Hip Fracture Fixation with Plate



Before

After

Hip Arthroscopy



Laberal tear

Repaired tear

femur.

If AVN is diagnosed in early stage of the disease, it may be possible to attempt surgical procedures like decompression of femoral head with bone marrow augmentation. It can be diagnosed early in MRI scans and it can be treated in early stage with core decompression of femoral head. It is treated in early staged with core decompression of femoral head with bone marrow augmentation, where bone marrow is collected from iliac crest. Here, around 60cc of BM is obtained to produced 6ml of concentric BM. The collected cells are precursors get activated when injected into joint and this has potential to enhance healing and recovery.

MIDDLE AGE

Ankylosingspondylitis seen in those who are middle aged with associated back pain. This usually require surgery and further medications to prevent stiffness and increased ROM (Range of Motion).

OLD AGE

Most common conditions in old aged patient with hip pain are fractures due to Trivial fall, Osteoarthritis, Rheumatoid Arthritis, Avascular necrosis. Those with family history, overweight, injury to hip and obese people are more prone to this.

HIP REPLACEMENT

HIP Replacement has transformed lives of thousands of people with arthritis of hip, regardless of the underlying etiology, with highly successful treatment. Individuals suffering from Osteoarthritis, Post traumatic Arthritis, Rheumatoid arthritis, AVN of head, Ankylosing Spondylitis, Dysplastic hips and failed hip surgeries (Traumatic implants) need hip replacement.

Here the damaged/worn out cup (Acetabulum) and the ball (femoral head) is replaced with an artificial metallic cup, stems, heads and liners to give a painful stable and mobile articulating surfaces.

There are different implants like Cemented Implants, Uncemented Implants while heads are made of Ceramic and Metal. The Liner constitutes Polyethylene, Vitamin E Poly and Ceramic Liner. The combinations are Metal on Metal, Metal on Poly and Ceramic on Ceramic. Best combination will be Ceramic on Vitamin(E)Poly. There have been best results with Ceramic on Vitamin (E) Poly while Ceramic gives life up to 30 years. There are few complications, mainly infections where patient can undergo revision surgeries and with the advent of new implants even revision surgeries patients shows good results.

around the socket / femoral head along with damage. Here, removing small fragments of bone / cartilage is done that becomes loose and moves around joint.

Snapping Hip Syndromes is seen when tendon rubs across the outside of the joint. Femoral Acetabular impingement is seen where the adult patients mainly athletes experience pain over hip while walking and running. Here, the patient needs to be evaluated and hip arthroscopy needs to be done to correct the problems. This is mainly of 3 types Cam, Pincer and mixed, while treatment depends on the condition diagnosed through MRI and X-rays.

BMAC

Avascular necrosis is another common condition seen in middle aged patients where patient needs to get evaluated immediately and need to take proper treatment to prevent progression with minor surgeries. AVN is a progressive disease that predominantly affects younger patients. AVN can be due to idiopathic (no known cause), trauma, chronic steroid usage, smoking and alcohol where there will be loss of blood supply to the head of



Dr. Kirthi Paladugu
MS(Ortho)
Consultant Navigation
Joint Replacement Surgeon
Arthroscopy(Sports
Medicine) & Minimally
Invasive Trauma Surgeon,
Srikara Hospitals,
Miyapur, Hyderabad
Sun Clinics, Kondapur,
Hyderabad
Ph: 9100049797 /
9177679797